

Carnage Magnet Middle School

6th Grade
Academy:
Parent Session

August 18, 2025



WELCOME to Carnage Magnet Middle School

We are excited to welcome the high school class of

2032



Administrative Team

- **Dr. Eric Rosen, Principal**
- **Ms. Starus Williamson, 6th Grade Assistant Principal**
- **Mr. Poobie Pillay, 7th Grade Assistant Principal**
- **Ms. Denyse Osborne, 8th Grade Assistant Principal**




Student Services Department

- **Ms. Elizabeth Coccarelli, 6th Grade Counselor**
- **Ms. Holly Neyer, 7th Grade Counselor**
- **Ms. Octavia Oliver, 8th Grade Counselor**
- **Ms. Cassandra Millan, School Social Worker**
- **Ms. Nichelle Davis, School Psychologist**
- **Ms. Toni Burno, School Nurse**



History

- Our school was established in 1965
- Named for Fred J. Carnage - a prominent lawyer in Raleigh and the first African American on the Raleigh City School Board
 - Proponent of integrated schools
- Carnage MS was one of the earliest magnet schools in WCPSS
- The original buildings was renovated over the years to modify the rooms and spaces. Media center addition in 1993. Large addition/renovation in 2000.



Magnet Themes and Programming

ALL students are MAGNET students at Carnage: some families are based here and some apply to come here.

Gifted & Talented (GT) Magnet Theme and Programming:

- All students in the school access our GT programming
- GT is rooted in the belief that all students have gifts and talents to be valued and nurtured
- Extensive elective choices across all content areas to enhance the standard curriculum
- Expanded visual and performing arts as well as world languages
- Up to 12 elective classes per year that develop strengths and interests - many are designed to be exploratory



Magnet Themes and Programming

Academically or Intellectually Gifted (AIG) Basics Theme and Programming:

- AIG clustering based on identification areas in Reading and/or Math
 - AIG sections of ELA
 - Math - take the next course in sequence based on data
- Extended academic opportunities, challenge, and acceleration across areas
 - Examples: Double Math program, Level 2 world languages, electives that include competition, etc.
 - Electives designed to promote the development of personal interests for further exploration



Carnage Magnet Middle School Vision

Respect the Past

Nurture the Present

Imagine the Future





Carnage Values

PBIS Program

(Positive Behavior
Intervention and Support)

Universal Expectations

Must be explicitly taught,
practiced, praised, reminded,
reviewed and celebrated

We Show Trojan **PRIDE** at
Carnage Magnet Middle School

Personal responsibility

Respect

Integrity

Determination

Excellence in all we do

Daily Arrival Procedures - General

- Students may start entering the building starting at 7:00am - they may not enter earlier due to no supervision in place
- Students will go directly to their Homeroom classroom unless they are eating breakfast
- Students eating breakfast will go directly to the cafeteria to eat
- At 7:30, we ring a bell and dismiss to 1st period
- The instructional day starts at 7:35am - students are tardy to school once that bell rings.
 - Students checking in tardy to school must sign in at the main office and get a pass to class



Daily Arrival Procedures - Carpool

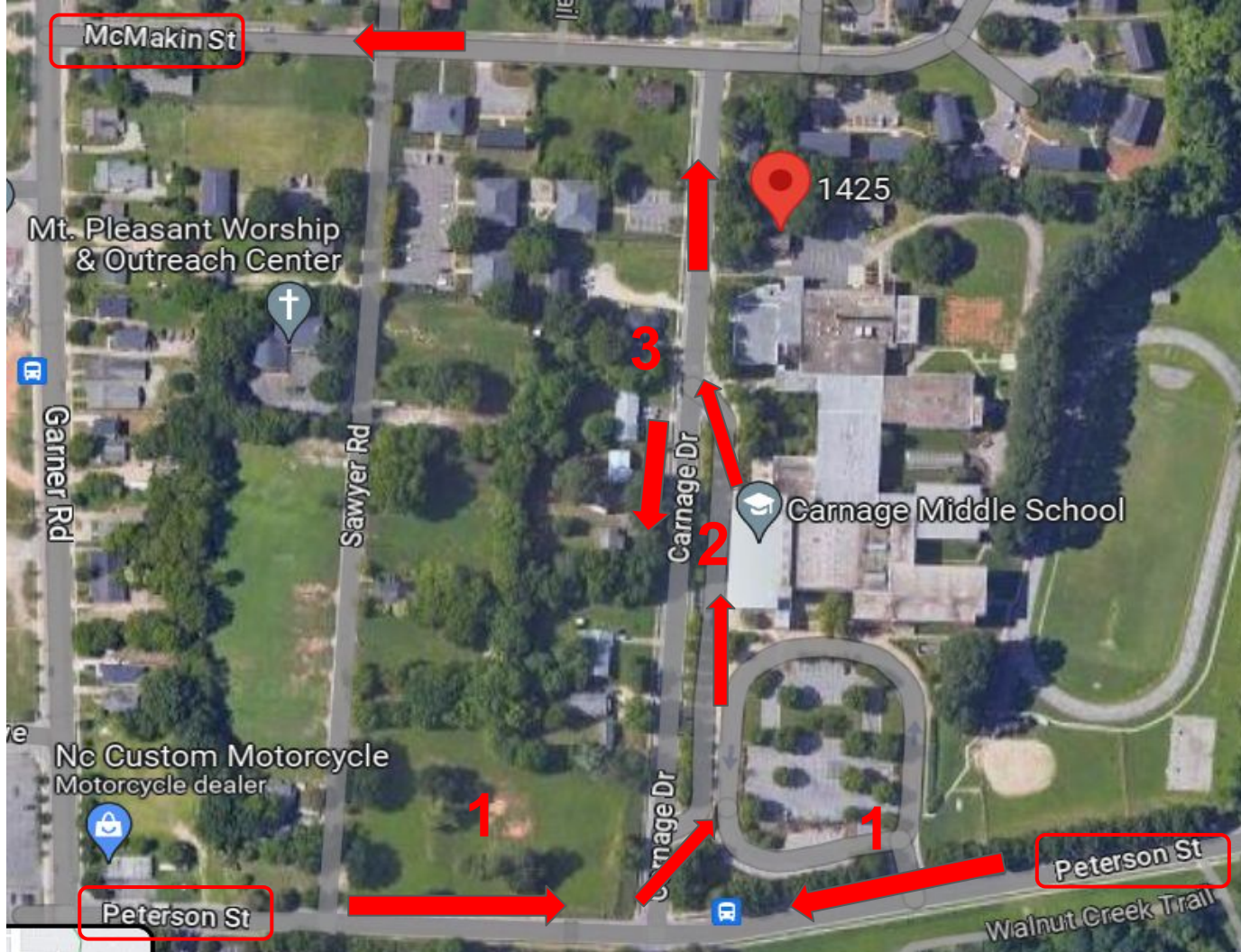
- The carpool lane runs along the main building near the main office entrance
- Parents should come down Peterson St and turn on Carnage Dr to enter the carpool lane (map on next slide)
- Form one single line coming up the driveway and pull up as far as you can on the right to get as many cars in as possible
- Unload in the loading zone (cones mark it) - pull all the way up to keep traffic moving.
- Carnage Dr is not the carpool lane - any loading/unloading is at your own risk
- If possible, turn right out of the driveway onto Carnage Dr and then turn left on McMakin St



CARPOOL

When you exit out of carpool, you can go left or right on Carnage Dr - it is the easiest to flow out and go right toward McMakin.

If you go left on Carnage Dr, please look carefully before turning.



Daily Arrival Procedures - Walkers / Coming from Street

- Any students who are walkers or are coming from the street must cross at the designated crosswalk to get to the school sidewalk and main entrance
- Parents should remain on the street sidewalk and allow their children to cross to the school on their own
- Use crosswalk closest to the media center and the crosswalk at the blue steps near the Carnage sign - Security or staff will monitor and help students cross through the carpool lane
- Do not use the crosswalk near the minibus or cut across the driveway in other spots further down for safety reasons



Daily Arrival Procedures - Bus Riders

- Buses will enter the main parking lot at the end of the building near the intersection of Peterson St and Carnage Dr (entrance off Peterson St)
- Buses will loop up to the building to unload.
- This parking lot is also where staff park.
Parents do not enter this lot.
- Students riding on the bus will enter the building from the bus loop near the Theater Arts classroom and come down the hall to the main stairwell starting at 7:00.



Daily Schedule

Period 1	7:35am - 8:22am
Period 2	8:25am - 9:12am
Period 3	9:15am - 10:02am
Period 4	10:05am - 10:52am
Period 5	10:55am - 11:42am
Period 6	11:45am - 12:32pm
Period 7	12:35pm - 1:22pm
Period 8	1:25pm - 2:20pm

**47 minute
classes**

**3 minute
transitions**

**6th Grade
Lunch is
Period 4**




Lunch Procedures

- Students will report back to their Homeroom for Period 4 / Lunch for the first week to learn procedures
- Students will have lunch for either A half or B half of the period. The other half will be in their homeroom
 - While they are in the classroom, these types of activities may occur: social lessons, independent reading time, study hall, intervention activities, etc.
- Students should either bring lunch or plan to buy lunch in the cafeteria
- **Students may not have outside food delivered by either a parent or a food delivery service**
- Please complete new meal application each year



Locker Procedures

- Student lockers will be distributed by homeroom teachers if a student requests one - they will be optional
- All lockers must have a school lock on them (provided by the school). If lost, the student will need to pay to replace it
- Students may not use a locker unless it is specifically assigned to them
- Students will have specific times they may go to their locker (morning, lunch, end) if they choose to use one



Daily Dismissal Procedures - General

- We ask that no early checkouts happen after 2:00pm - if you need to checkout your child, please do it before then or wait until regular dismissal
 - The end of the day is hectic and carpool is usually already lining up so there is traffic
- Make sure your child knows how they are getting home daily - we can only get a message to a student if there is an emergency change in plans (protecting instructional time)
- Students should report directly to their dismissal area when called and should not wander the building. Remain in 8th period until called
- Students may only stay after school under the direct supervision of a staff member



Daily Dismissal Procedures - Carpool (same as morning)

- Carpool dismissal begins at 2:20pm
- The carpool lane runs along the main building and up to the main office entrance
- Parents should come down Peterson St and turn on Carnage Dr to enter the carpool lane
- Form one single line coming up the driveway and pull up as far as you can on the right to get as many cars in as possible
- If possible, turn right out of the driveway onto Carnage Dr and then turn left on McMakin St
- Students must be looking for their car - there are no carpool numbers or announcements
- Your promptness at dismissal is appreciated
- **Parents should wait on sidewalk of Carnage Dr if students are walking to meet them**



Daily Dismissal Procedures - Bus Riders

- Students will remain in their 8th period classes until their bus is called. Buses will be called in increments as buses arrive so that traffic is controlled
- Students need to pay attention to the bus announcements and the list of buses projected in their classroom
- Buses do not come back if a student misses the bus - they will be calling home



General Reminders - WCPSS Transportation

- All student code of conduct policies apply to the bus and bus stop
- Students may not ride a bus other than the one officially assigned to them by Transportation - no exceptions!
- Students must get on/off at assigned stop
- Bus Route numbers do not change - actual bus numbers on the bus do change
- Download “Here Comes the Bus” app - students and parents
- If there is going to be a cancellation, a message will go to teachers and the district will push out a message through School Messenger to parents



WCPSS Cell Phone / Personal Electronics Policy

The WCPSS Board of Education approved Policy 4318 (Student Use of Personal Wireless Communication Devices) to go into effect for the 25-26 school year. In alignment with this policy, we want to:

- promote positive digital habits,
- improve student focus and well-being in the learning environment by reducing distractions,
- and maintain a safe and orderly school.



WCPSS Cell Phone / Personal Electronics Policy

- Devices must be **silenced** and **put away** between morning arrival and afternoon dismissal
- “Put away” means **out of sight and not easily accessible** (ex: stored in a locker, backpack, or bag)
- Students may not display, use, or make devices visible during this time period unless there is a formal, documented exception related to: translation services, assistive communication, or safety
- Students must ask permission in advance from a school staff member for brief use of a personal device if there is a reasonable and legitimate need to communicate with someone outside the school during the instructional day
- **“Personal devices” include**, but are not limited to: cell phones, smartphones, smartwatches, tablets, laptops, gaming devices, headphones, earbuds



WCPSS Cell Phone / Personal Electronics Policy

- Verbal warning first; If the behavior continues, the device may be taken away by the classroom teacher for the remainder of the period or an administrator for the remainder of the day
- Parents will be contacted if this becomes a pattern and may be asked to pick up the phone instead of returning it to the student
- Additional consequences possible per Policy 4309 - Code of Student Conduct
- BUS: Ok to use, but may be regulated or prohibited on school buses by transportation or school staff when such devices interfere with the safe operation of the buses
- Audio should be played only with headphones or earbuds and at a reasonable volume (need to still hear directions from driver)

****Students are personally and solely responsible for the security of their personal devices. The school system is not responsible for the theft, loss, or damage of such devices.***



General Reminders - Student Code of Conduct

- Dress Code
- Attendance/Tardies
- Honor Code - Academic Integrity
- Appropriate language / Respect
- Fighting / Physical Aggression
- Students/Parents are responsible for knowing and adhering to the entire Student Code of Conduct Board Policy

We will have several ways of teaching our PRIDE expectations and other key components of the Code of Conduct.





NC PTA Congress Carnage GT AIG
Basics Magnet Middle School
PTSA
(Parent Teacher Student
Association)



Mission:

To make **EVERY CHILD'S** potential a reality by engaging and empowering families and communities to advocate

FOR ALL CHILDREN.

Carnage PTSA

PROGRAMS

Reflections

Cultural Arts

Garden Club

Chess Club

Communication

Website

What's app
grade levels

Carpool App

Memberhub
Emails

Facebook

ADVOCACY

Membership

Teacher Funds
/ Grants

Technology

8th Grade
Promotion and
Legacy Project

School
Improvements



Teacher
Hospitality

Teacher
Appreciation

Committee
Help from
Student
Leaders
& Adults

Events

FUNdraising

Spirit Nights

Spirit Wear

Trojan
Fund-a-thon

Book Fair

Community
service Events

Carpool Process

1. Download the app, or go to <http://carpool.school>
2. Click “Get Started”
3. Select Carnage Middle as school and use “CarnagePTSA” as school verification code.
4. If you have any issues, contact the carpool team at: carpoolmscarnage@gmail.com


Legacy Spiritwear!



Pre Order Spirit Wear:
August 21st pick up

<https://carnage.memberhub.com/store?category=Spirit%20wear>

New Spiritwear!



Pre Order Spirit Wear:
Sept 10th pick up

<https://carnage.spiritsale.com/products>

Besides raising funds, how
do we do everything:

With a team of members: Parents, Staff, and Students
VOLUNTEERING TIME!

Parents and Staff in conjunction with Community Members

Executive Board of Officers:	Officers, Principal, Teachers, Team Chairs, and students	They meet once a month online to discuss programs, the budget, and vote on important issues.
Committees:	Adult Team Leads Student Team Leads Volunteers	Meet online or in person, as needed. WhatsApp or Google Chat Work remotely but as a TEAM
General Members	YOU!	The general membership meets three times per year to vote on the budget, officers, and learn general information.

Membership

- JOIN
- VOLUNTEER
- INVEST
- ADVOCATE
- ENGAGE
- CONNECT
- SPEAK
- UNITE

Types of membership:

<https://carnage.memberhub.com/store?category=Memberships>

- Single Membership: Adult or Student
- Family Double Membership: 2 memberships (adult or student)
SAVE \$2
- Family Triple Membership: 3 memberships (adult or student)
SAVE \$5
- Family Quad Membership: 4 memberships (adult or student)
SAVE \$10.

Student Volunteer Roles:

- Input on our programs (Cultural Arts, advertising, etc).
- Some programs are completely run by student teams.
- Students may learn specialized skills (website design, etc) and new apps.
- Students may join PTSA clubs
- TO FIND OUT MORE: have your child Join PTSA and visit our website pages under the volunteer portion:

<https://carnagemiddleptsa.weebly.com/>

Meetings: September and October 2025

Executive board meeting:
Tuesday, September 23rd
and October 21st at 5 pm
online

General Members meeting:
September 10th at 6:30 pm.
In person in the auditorium



Shop to Give with Givebacks!

Similar to Amazon Smile Program but 25,000 stores and restaurants!

- Web Extension
- App
- Link your Card

Benefits:

- You get an average of 5% Back
- PTSA gets ~1%

02 Support Fred J. Carnage GT Magnet Middle School When You Shop

Support us every time you shop, **at no cost to you**

We've partnered with Givebacks so you can give back to **Fred J. Carnage GT Magnet Middle School** when you shop directly at 25,000 stores and restaurants.

Simply link your card used for this purchase, shop as usual, and participating merchants donate to us **at no cost to you!**

[Learn More Here](#)



Support Fred J. Carnage GT Magnet Middle School for free when I shop

[Click Here to Sign-up!](#)



Other Ways to Give Back to Carnage PTSA

Harris Teeter

Carnage School Code: 3543

BoxTops for Education

Add Carnage Middle School



You will find at the PTSA table:

- Carnage PTSA website link
- Membership Registration info with QR code
- What's app 6th grade level link
- Garden club sign up link
- Spirit wear online link to pre order





MIDDLE SCHOOL 101

Supporting Your Child's Transition to 6th Grade



Academic Changes

WHAT TO EXPECT

- Multiple teachers
- More homework and independent assignments
- Work that is more challenging and may require more effort
- Tasks such as studying, taking notes, and taking tests
- Choosing electives

HOW TO SUPPORT

- Communicate regularly. Contact teachers, counselors, administration for support early.
- Help your child develop a strong method for organizing their school work and materials.
- Review Infinite Campus regularly with your child.
- Establish a routine that fits your schedule and emphasizes academic wellness.
- Assist your child with their homework and/or check their homework daily. Use the Parent Portal on Canvas to view assignments.
- Make sure your child attends school daily and is ON TIME.



Social/Emotional Changes

COMMON MIDDLE SCHOOL CONCERNS

- Making new friends
- Popularity, “fitting in”
- Things happening online/social media
- Puberty (physical, emotional changes)
- Having girlfriends/boyfriends
- Bullying, teasing, social conflict
- Peer pressure
- Mental Health concerns

HOW TO SUPPORT



- Communicate regularly to help keep lines of communication open.
- Acknowledge and discuss their fears/concerns.
- Establish healthy and consistent routines for your child. *Sleep*
- Give your child the opportunity to make decisions on his/her own
- Encourage your student to get involved in extracurricular activities (at school or outside of school).
- Connect with other parents and members of your school community.





HOW YOUR INVOLVEMENT WILL HELP



- Decades of research show that when parents are involved, students have:
 - Higher grades and test scores
 - Higher graduation rate
 - Better school attendance
 - Increased motivation
 - Better self-esteem
 - Lower rates of suspension
 - Decreased use of drugs and alcohol
 - Fewer instances of violent behavior
 - Greater enrollment rates in postsecondary education
- 
- 



KEY POINTS



Develop Good Study Habits Now

- Set a consistent routine each day
- Regularly monitor your child's academic progress via Canvas and Infinite Campus
- Support and manage your child's organization skills

Support Positive Social Connections

- Discuss healthy friendships
- Encourage involvement in extracurriculars.
- Discuss family expectations and monitor your child's use of internet, texting

Develop Open Communication With Your Child

- Listen, engage, support, encourage. Your support means more than ever at this age. We are here to help.
- 
- 

WHERE PARENTS CAN GET HELP

1. Specialized Instructional Support Personnel (SISP): Counselors, Social Worker, Psychologist, and Nurse
2. Teachers
3. Principal
4. Assistant Principals
5. Parents





**Thank you for attending!
Let's have a great school year!**